


# Return by June 3<sup>rd</sup> 9



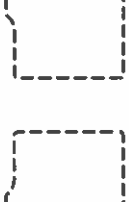
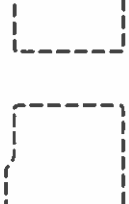
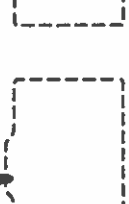


















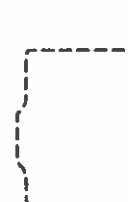
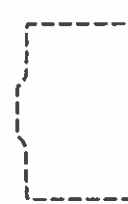































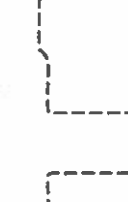

















**50 BOX TOPS =  
\$5 FOR YOUR**

**CHILD'S SCHOOL** 

Clipped Box Tops are each worth 10¢ for your child's school. Tape or paste them to this collection sheet and send it to school. Please note, bonus certificates must be submitted separately. Thanks for your help!

- 1**  Clip Box Tops and check expiration date
- 2** Tape or glue Box Tops on sheet until filled
- 3** Send completed sheet to your school Coordinator

¡Regresa el 5 de Junio



Grid of 50 dashed boxes for Box Tops collection, arranged in 5 rows and 10 columns.

### 50 Box Tops = \$5 para tu escuela de tus hijos

Cada cuadrado de Box Tops vale 10¢. Puedes ayudar al coordinador de tu escuela llenando esta hoja de colección con Box Tops se encuentran en cientos de productos que conoces y usas todos los días. ¡Gracias por tu ayuda!



- 1 Recorta los cuadrillos de Box Tops y verifica la fecha de expiración
- 2 Pega los cuadrillos de Box Tops en la hoja hasta que esté completa
- 3 Envía la hoja completa al coordinador de tu escuela.